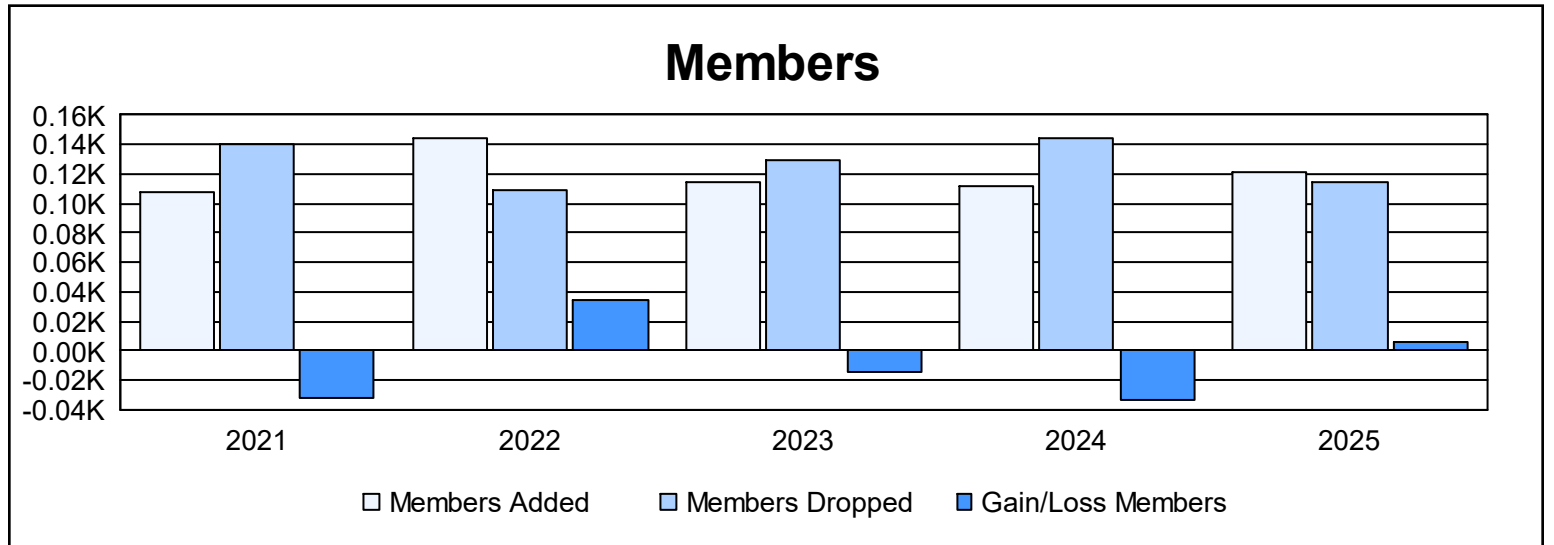
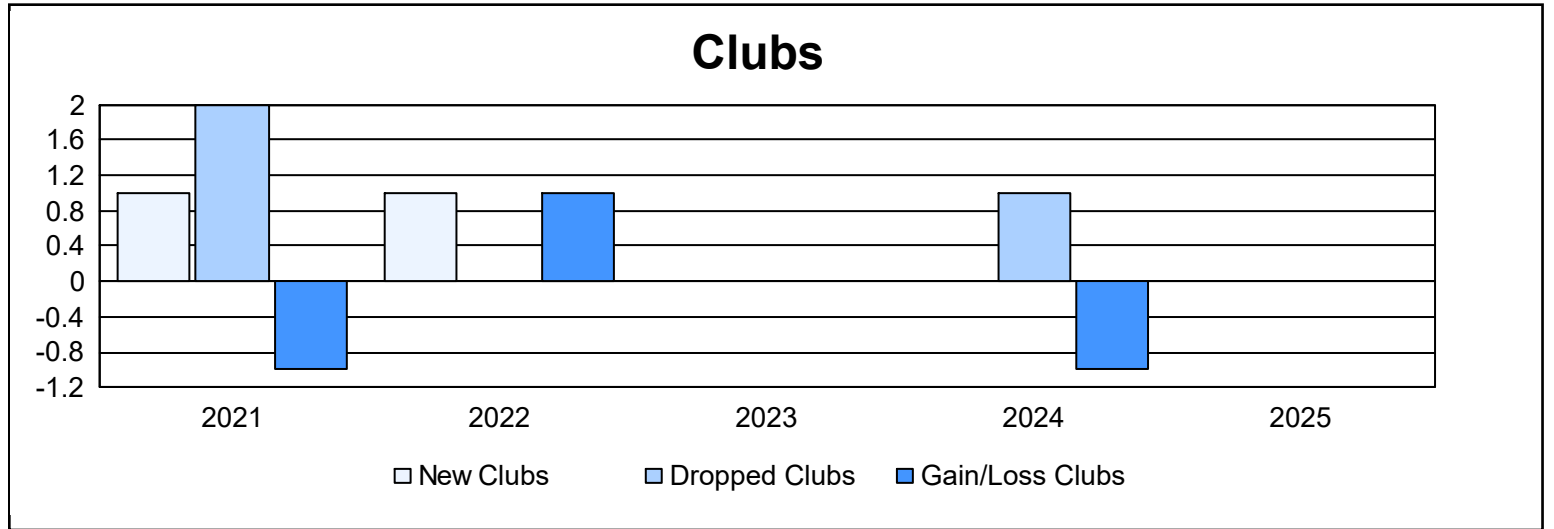
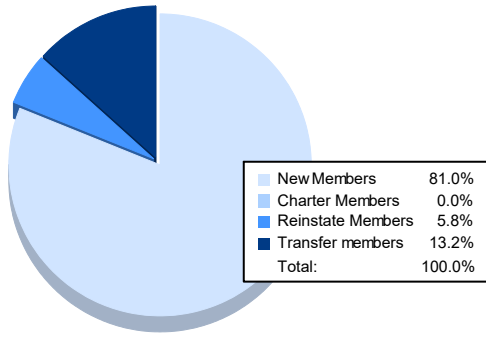


Year	New Clubs	Dropped Clubs	Gain/ Loss Clubs	New Members	Charter Members	Reinstate Members	Transfer Members	Total Member Added	Total Members Dropped	Gain/ Loss Members
2020-2021	1	2	-1	59	40	5	4	108	140	-32
2021-2022	1	0	1	110	27	2	5	144	109	35
2022-2023	0	0	0	106	2	2	5	115	130	-15
2023-2024	0	1	-1	92	0	3	17	112	145	-33
2024-2025				98	0	7	16	121	115	6
<b>Average</b>	<b>1</b>	<b>1</b>	<b>0</b>	<b>93</b>	<b>14</b>	<b>4</b>	<b>9</b>	<b>120</b>	<b>128</b>	<b>-8</b>



### Membership Composition June 2025 Cumulative



### Gender Composition June 2025 Cumulative

